


PARTS LIST

Image Number	Note	Part Number	Description	QTY per Product
1		404500	CASTER 5"TOTAL LOCK GREY TIRE W/PLASTIC THRD GD	2
1		404610	CASTER, ZINC RIGID 6.25" FORK W/5" GRAY WHEEL 7/8" STEM	2
1		702250	CASTER SLEEVE INSERT	4
1		566401	BOLT-CARRIAGE 1/4-20 X 1 1/2 ZINC	4
1		566204	NUT-1/4-20 HEX NYLON LOCKNUT ZINC	4
2A		403820	585 MECH W/SEAT RL & SAF SHLD- RIGHT	1
2B		566204	NUT-1/4-20 HEX NYLON LOCKNUT ZINC	4
2B		566401	BOLT-CARRIAGE 1/4-20 X 1 1/2 ZINC	4
2C		210211	585 SPREADER TUBE ASSEMBLY	4
2D		566517	SCREW-MACH 1/4-20 X 1 PAN PHILLIP M/S ZINC	2
2E		403720	585 MECH W/SEAT RL & SAF SHLD- LEFT	1
3		258500	525/585 WELDED MAIN FRAME	1
4A	A	701040	TRAY RECEIVING TUBE FLANGED INSERT	1
4B	A	701045	TRAY RECEIVING TUBE PLAIN INSERT	3
4C	B	700701	1" RD X 18 GA GRAY CAP	4

NOTES

Note	Description
A	These parts MUST be ordered when ordering the welded main frame
B	For 5861 chair models ONLY
	<u>Left & Right is determined - as if sitting in the chair</u>




PARTS LIST

Image Number	Note	Part Number	Description	QTY per Product
1	A	700435	BLOW MOLDED SIDE PANEL-RIGHT	1
1		566561	#12 X 3/4" PANHEAD PHILLIPS TAP SCREW, ZINC	2
2	A	700430	BLOW MOLDED SIDE PANEL-LEFT	1
3	B	210140	BACK FRAME 524-525-584-585	1
3		233900	POSITION LOCK NOTCHED BAR (WELDED)	1
3A		566506	SCREW-MACH 1/4-20 X 1 1/2 RND PHIL M/S ZINC	2
3B		566515	SCREW-MACH 10-24 X 1 3/4 PAN PHILLIP M/S ZINC	4
3		566310	WASHER-1/4 NYLON F/W (.275 X .50 X .0625)	2
3		566204	NUT-1/4-20 HEX NYLON LOCKNUT ZINC	2

NOTES

Note	Description
A	Add the "Option" code to the end of the part # for TB (SEE BELOW)
B	and
OPTIONS	For TB133 Add TB after Part Number i.e. 700435 TB
	<u>Left & Right is determined - as if sitting in the chair</u>





PARTS LIST

Image Number	Note	Part Number	Description	QTY per Product
1	A, B	U0320XX	UPHOLSTERED 585 SEAT	1
2	B, C	288810	SADDLE SEAT, WITH TB133 (525S - 585S style)	1
1		566515	SCREW-MACH 10-24 X 1 3/4 PAN PHILLIP M/S ZINC	4
3	A, B	U1404XX	FRONT APRON FOR 585	1
3		229945	535 APRON SLAT	2
3		566534	SCREW-TAP 10 X 3/4 RND WASHER SQ T/S ZINC	4
4	A, B	U1004XX	UPHOLSTERED 585 LEGREST	1
4		566511	SCREW-MACH 10-24 X 3/4 PAN PHIL M/S ZINC	4

NOTES

Note	Description
A	XX- Use color code for specific part number i.e. 02 - Royal Blue
B	Screws needed to attach this product are included
C	Saddle seat can be purchased as an upgrade for ANY 585 chair model. (ONLY available in black)
OPTION	For TB133 Add TB after Part Number i.e. U100502 TB
	Use 00 in place of options code if option IS NOT applicable i.e. U100602 00 For Upholstered Seat

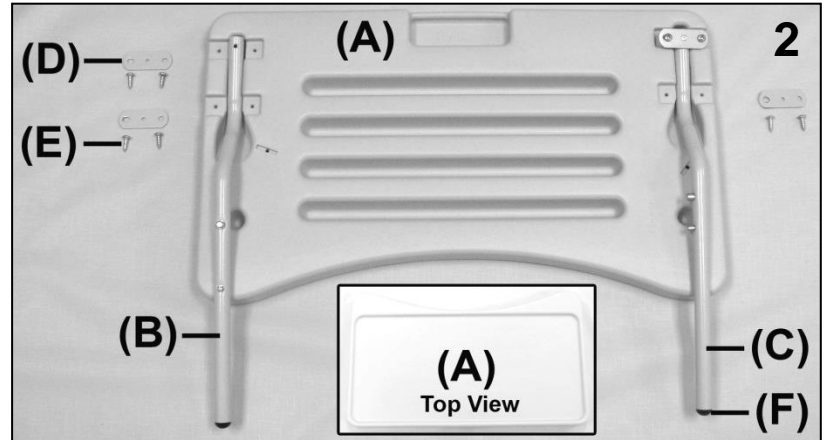



PARTS LIST

Image Number	Note	Part Number	Description	QTY per Product
1	A, B	U0107XX	1 PAIR OF ARMS	1
1		566589	SCREW-MACH 10-24 X 5/8" HEX WASHER SLOT M/S ZINC	4
2	A, B	U0206XX	UPHOLSTERED 585 BACK	1
2		566515	SCREW-MACH 10-24 X 1 3/4 PAN PHILLIP M/S ZINC	4

NOTES

Note	Description
A	XX- Use color code for specific part number i.e. 02 - Royal Blue
B	Screws needed to attach this product are included
OPTION	For TB133 Add TB after Part Number i.e. U010702 TB



PARTS LIST				
Image Number	Note	Part Number	Description	QTY per Product
1		270000K	TRAY ASSEMBLY CONVERSION KIT	1
1A		270000	TRAY ASSEMBLY	1
1B	A	701045	TRAY RECEIVING TUBE PLAIN INSERT	3
1C	A	701040	TRAY RECEIVING TUBE FLANGED INSERT	1
1D	A	006117	526, 528, 536, AND 586 TRAY CONVERSION INSTALLATION INSTRUCTION	1
2A		700410	TRAY BLOW MOLDED LT. GRAY	1
2B		270020	RIGHT TRAY ARM ASSEMBLY	1
	A	241600	TRAY ARM RIGHT	1
	A	401920	DUAL SNAP BUTTON (FOR TRAY ADJUSTMENT)	1
2F	A	700820	PLASTIC BALL GLIDE 3/4" BLACK	1
2C		270010	LEFT TRAY ARM ASSEMBLY	1
	A	241610	TRAY ARM LEFT	1
	A	241650C	TRAY ARM STRAP, COATED	1
	A	401925	SOLID DUAL SNAP BUTTON (FOR TRAY STORAGE)	1
	A	566100	RIVET-AD 54 BS POP RIVET	1
2F	A	700820	PLASTIC BALL GLIDE 3/4" BLACK	1
2E		566561	#12 X 3/4" PANHEAD PHILLIPS TAP SCREW, ZINC	8
2D		241650C	POWDER COATED TRAY ARM STRAP	3
NOTES				
Note	Description			
A	It is NOT recommended that these parts be sold separately however in special cases they can be.			
	<i>Left & Right is determined - as if sitting in the chair</i>			

For additional options please see: **IV POLE OPTIONS PAGE**



Revision History

REV	Effective Date	CCR Number	Description of Change
01	01/19/17	ECN 17-005	Initial.
02	11/27/17	DCC 17-071	Misc. minor changes.