

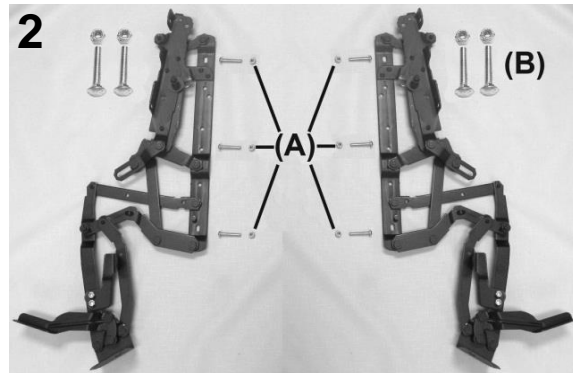



**PARTS LIST**

Image Number	Note	Part Number	Description	QTY per Product
1	A	400280	CASTER, NYLON 3" WHEEL BRAKE, BLACK	4
1	B	400290	CASTER, W/STEP STEM, NYLON 3" WHEEL BRAKE, BLACK	4
1		566400	BOLT-CARRIAGE ZINC 1/4-20 X 1 1/4	4
1		566204	NUT-1/4-20 HEX NYLON LOCKNUT ZINC	4
2	C	700500	PEDESTAL FOOT, PLASTIC	4
2	C	702260	STEM SOCKET, GRIP NECK, SQ, .437 X 1.0 nylon, Black.	4
3	D	N/A	671 MAIN FRAME	1
3A		216738	SEAT SUPPORT ANGLE BRKT, GRAY	2
3A		566410	BOLT - 5/16 X 3/4 HEX HEAD	4
3A		700890	CAP, FLAT RECTANGULAR , GRAY, .25" X 1"	2
4		226730	WELDED REAR FRAME BRACE (671 style)	1
4		566504	SCREW-MACH 1/4-20 X 3/4 RND PHILLIP M/S ZINC	4

**NOTES**

Note	Description
A	Replacements ONLY for chairs up to serial # 567100209
B	For 5670 chair models made ON or AFTER serial # 567100210
C	For <b>5674</b> chair models. Both parts (IMAGE 3) MUST be ordered to switch from 5670 to 5674
D	Contact Customer Service/Tech Support (800-237-3377) for assistance with MAIN FRAME & its components. <u>Left &amp; Right is determined - as if sitting in the chair</u>





**PARTS LIST**

Image Number	Note	Part Number	Description	QTY per Product
1		<b>243211K</b>	<b>654 SEAT FRAME KIT</b>	1
1	B	243211	529/654/657 SEAT FRAME WELDED	1
1	B	566515	SCREW-MACH 10-24 X 1 3/4 PAN PHILLIP M/S ZINC	4
1	B	700700	SQ 1" CAP, GRAY	2
2		<b>200800K</b>	<b>653 MECHANISM KIT</b>	1
2	B	400811	MECHANISM, RECLINER, LEFT 525/529/653	1
2	B	400821	MECHANISM, RECLINER, RIGHT 525/529/653	1
2	B	402671	MID OTTOMAN BRKT LEFT	1
2	B	402681	MID OTTOMAN BRKT RIGHT	1
2A	B	566506	SCREW-MACH 1/4-20 X 1 1/2 RND PHIL M/S ZINC	6
2B, 3	B	566401	BOLT-CARRIAGE 1/4-20 X 1 1/2 ZINC	4
2	B	566504	SCREW-MACH 1/4-20 X 3/4 RND PHILLIP M/S ZINC	4
2A, 2B, 3	B	566204	NUT-1/4-20 HEX NYLON LOCKNUT ZINC	14
3	A	<b>243265K</b>	<b>654 SEAT FRAME W/MECH KIT</b>	1
4		704300	SAFETY SHIELD, BLACK (L&R PAIR)	1 PAIR
4		566536	SCREW-TAP 10 X 1 3/4 RND STD WASHER SQ T/S ZINC	2

**NOTES**

Note	Description
A	All parts listed in the previous 2 kits are included in this kit
B	It is NOT recommended that these parts be sold seperately however in special cases they can be. <u>Left &amp; Right is determined - as if sitting in the chair.</u>

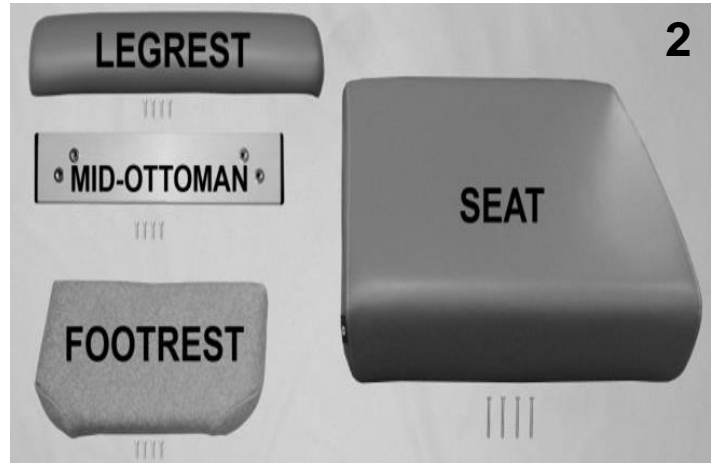
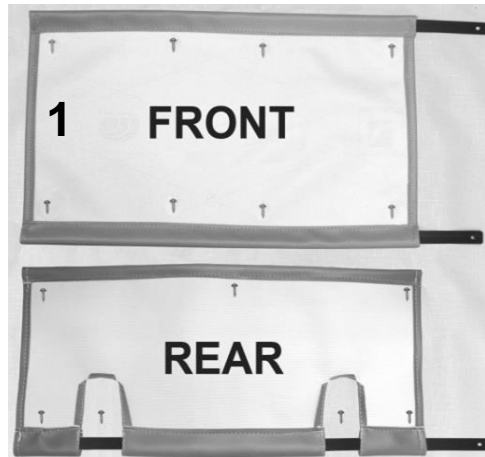


**PARTS LIST**

Image Number	Note	Part Number	Description	QTY per Product
1		<b>226720W</b>	<b>BACK FRAME W/WEBBING (671 STYLE)</b>	1
1, 4B	A	200025K	CLEVIS/COTTER PIN ASSM. KIT	2
2	C,E	U0220XX	567 UPHOLSTERED BACK	1
2A	C	<b>HX03-XX</b>	<b>HEADREST COVER 567-568</b>	1
2A	B	902320	VELCRO 3/4" HOOK W/ ADV. BACK, BLACK	16.375"
3		<b>255635K</b>	<b>PUSH HANDLE REPLACEMENT KIT (567 STYLE)</b>	1
3	B	255650	WELDED PUSH HANDLE (RETRO 567 STYLE)	1
3	B	566572	SCREW, BUTTON HEAD 1/4-20 X 3/4", ZINC	2
N/A	C	680015	LOCTITE, THREADLOCKER, .02 OZ TUBE #262	1
4A		200025K	CLEVIS/COTTER PIN ASSM. KIT	2
4B	D	215595	557-558 BACK SUPPORT STRUT	2

**NOTES**

Note	Description
A	Parts are included with <b>226720W</b>
B	It is NOT recommended that these parts be sold separately however in special cases they can be.
C	XX- Use color code for specific part number i.e. 02 - Royal Blue
D	When ordering it is recommended that part # 200025K be ordered as well.
E	For chairs with Heat and Massage or Heat ONLY option see " <b>Heat &amp; Massage Identifiers</b> " below
OPTIONS	For TB133 Add TB after Part Number i.e. U021702 <b>TB</b>
	Use <b>00</b> if option is not needed i.e. U021702 <b>00</b> HM for upholstered back without TB & with HM/HT
	<b>Heat &amp; Massage Identifiers</b>
M5	For chairs w/ heat/massage made 04-01-14 to present add identifier after TB option i.e. U0215XXTB <b>XX</b>
	<b>Heat ONLY Identifiers</b>
H5	For chairs w/ heat only made 04-01-14 to present add identifier after TB option i.e. U0215XXTB <b>XX</b>




**PARTS LIST**

Image Number	Note	Part Number	Description	QTY per Product
1	A	U1402XX	FRONT APRON	1
1	A	U1504XX	REAR APRON	1
1		229930	APRON SLAT (654-529 style)	2
1		566534	SCREW-TAP 10 X 3/4 RND WASHER SQ T/S ZINC	15
2	A	U1012XX	UPHOLSTERED LEGREST	1
2		241805K	PAINTED, XL MID-OTTOMAN	1
2		700655	1 X 2 14-20 GAUGE RECT. INSERT CAP-GLIDE, BLACK	2
2	A	U1106XX	UPHOLSTERED FOOTREST	1
2		566511	SCREW-MACH 10-24 X <u>3/4"</u> PAN PHIL M/S ZINC	12
2	A,B	U0309XX	UPHOLSTERED SEAT	1
2		566515	SCREW-MACH 10-24 X <u>1 3/4"</u> PAN PHILLIP M/S ZINC	4

**NOTES**

Note	Description
A	XX- Use color code for specific part number i.e. 02 - Royal Blue Screws needed to attach this product are included
B	For chairs with Heat and Massage or Heat ONLY option see " <b>Heat &amp; Massage Identifiers</b> " below
OPTIONS	For TB133 Add TB after Part Number i.e. U0309 <b>XTB</b>
	Use <b>00</b> if option is not needed i.e. U0309 <b>XX00</b> HT For Upholstered Seat without TB w/ HT
	<b>Heat &amp; Massage or Heat ONLY Identifiers</b>
H5	For chairs made 04-01-14 to present add identifier after TB option i.e. U0215 <b>XXTBXX</b>



**PARTS LIST**

Image Number	Note	Part Number	Description	QTY per Product
<b>VERSION 1</b>				
	<b>C</b>			
1	A,C	<b>208030LK</b>	<b>URETHANE ARM REPLACEMENT KIT (5400 STYLE) - LEFT</b>	1
1	A,C	<b>208030RK</b>	<b>URETHANE ARM REPLACEMENT KIT (5400 STYLE) - RIGHT</b>	1
1	B	500115	SCREW, DOUBLE END, 1/4-20	6
1	B	566204	NUT-1/4-20 HEX NYLON LOCKNUT ZINC	6
<b>VERSION 2</b>				
	<b>D</b>			
1	A,D	<b>208035LK</b>	<b>URETHANE ARM REPLACEMENT KIT (5400 STYLE) - LEFT</b>	1
1	A,D	<b>208035RK</b>	<b>URETHANE ARM REPLACEMENT KIT (5400 STYLE) - RIGHT</b>	1
1	B	500115	SCREW, DOUBLE END, 1/4-20	6
1	B	566204	NUT-1/4-20 HEX NYLON LOCKNUT ZINC	6
2A	E	U0607XX	540-557-670 VINYL SIDE PANEL, LEFT	1
2B	E	U0707XX	540-557-670 VINYL SIDE PANEL, RIGHT	1

**NOTES**

Note	Description
A	Hardware needed to attach this product is included
B	Parts are included in the above listed kits
C	<b>567</b> Chair Models made BEFORE July 16, 2012
D	<b>567</b> Chair Models made ON or AFTER July 16, 2012
E	XX- Use color code for specific part number i.e. 02 - Royal Blue
	<i>Left &amp; Right is determined - as if sitting in the chair</i>

For additional options please see:

**PIVOT TABLE OPTIONS PAGE**

**HM HT OPTIONS PAGE**

**IV POLE OPTIONS PAGE**

**OXYGEN TANK HOLDER OPTIONS PAGE**



Revision History

REV	Effective Date	CCR Number	Description of Change
01	11/27/17	DCC 17-071	Misc. minor changes.