


**PARTS LIST**

Image Number	Note	Part Number	Description	QTY per Product
1		404500	CASTER 5"TOTAL LOCK GREY TIRE W/PLASTIC THRD GD	2
1		404610	CASTER, ZINC RIGID 6.25" FORK W/5" GRAY WHEEL 7/8" STEM	2
1		566400	BOLT-CARRIAGE ZINC 1/4-20 X 1 1/4	4
1		566204	NUT-1/4-20 HEX NYLON LOCKNUT ZINC	4
2	A	252701	527A WELDED MAIN FRAME	1
2A		402855	ROTARY LATCH, HD SPRING (RIGHT)	1
2B		402850	ROTARY LATCH, HD SPRING (LEFT)	1
2C		566301	WASHER-1/4 EXT TOOTH LOCKWASHER ZINC	4
2D		566572	SCREW, BUTTON HEAD 1/4-20 X 3/4"	4
2E		403460	RELEASE CABLE, 26" W/ACTUATOR & Z FITTING	2
2F		566534	SCREW-TAP 10 X 3/4 RND WASHER SQ T/S ZINC	4
2G	A	701040	TRAY RECEIVING TUBE FLANGED INSERT	4
2G	A	701045	TRAY RECEIVING TUBE PLAIN INSERT	4

**NOTES**

Note	Description
A	Part #'s <b>701040</b> , <b>701045</b> , & <b>252701</b> MUST be ordered together
	<i>Left &amp; Right is determined - as if sitting in the chair</i>




**PARTS LIST**

Image Number	Note	Part Number	Description	QTY per Product
1		<b>241501K</b>	<b>527 STYLE SEAT MECH W/ RAIL KIT (PAIR)</b>	1
1	A	241501	MECH 525 W/SEAT RAIL RIGHT	1
1	A	241401	MECH 525 W/SEAT RAIL LEFT	1
1A	A	265140	MECH SPACER STRIP, HARDBOARD	2
1A	A	566515	SCREW-MACH 10-24 X <u>1 3/4"</u> PAN PHILLIP M/S ZINC	4
1B	A	566401	BOLT-CARRIAGE 1/4-20 X 1 1/2 ZINC	4
1B	A	566204	NUT-1/4-20 HEX NYLON LOCKNUT ZINC	4
2		210201	524/525 SPREADER TUBE ASSEMBLY	1
2		566517	SCREW-MACH 1/4-20 X 1 PAN PHILLIP M/S ZINC	2
3		704300	SAFETY SHIELD, BLACK (L&R PAIR)	1 PAIR
3		566536	SCREW-TAP 10 X 1 3/4 RND STD WASHER SQ T/S ZINC	2

**NOTES**

Note	Description
A	It is NOT recommended that these parts be sold seperately however in special cases they can be. <u>Left &amp; Right is determined - as if sitting in the chair</u>

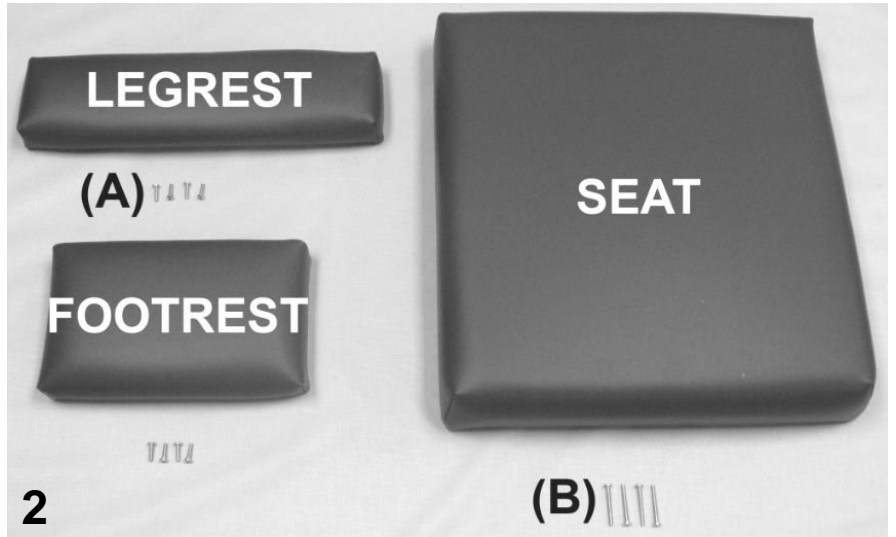
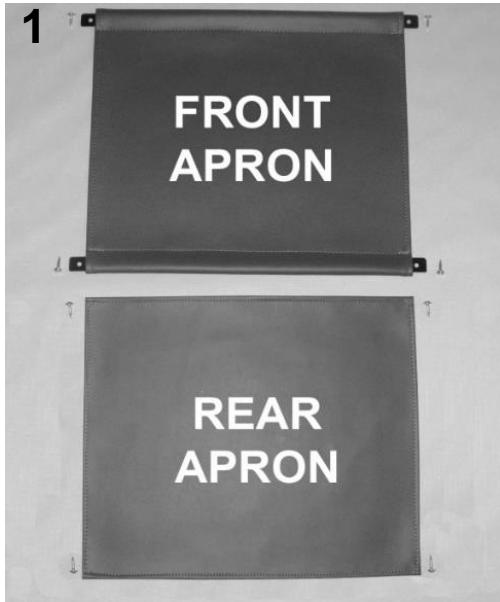


**PARTS LIST**

Image Number	Note	Part Number	Description	QTY per Product
<b>RIGHT SIDE</b>				
1A		<b>252711K</b>	<b>527 RIGHT DROP ARM KIT</b>	1
1A	A	252711	527A RIGHT DROP-ARM WELDED	1
1A	A	701040	TRAY RECEIVING TUBE FLANGED INSERT	1
1A	A, C	701045	TRAY RECEIVING TUBE PLAIN INSERT	1
1A	A	700265	GROMMET, GREY, EPDM RUBBER	2
1A	A, C	700700	SQ 1" CAP, BLACK	2
1A	A, C	500610	PARACHUTE WASHER 3/4"-18ga.HD tube connector	2
1B		<b>252745RK</b>	<b>527 WELDED RIGHT LOWER BRACE ASSM. KIT</b>	1
1B		252745R	WELDED DA LOWER BRACE W/CLIPS,RIGHT	1
1B	A, C	202770	STRIKER PIN, 3/8 X 1" (5/16-18 THREAD)	1
1B	A, C	566205	NUT-5/16-18 HEX NYLON LOCK NUT ZINC	1
1B	A, C	566303	WASHER-1/4 SAE FLAT WASHER ZINC	2
1B	A, C	566404	BOLT-1/4-20 X 1 3/4 HEX CAP SREW GR 2 ZINC	2
1B	A, C	700700	SQ 1" CAP, GRAY	2
3	B	U0901XX	UPHOLSTERED SIDE PANEL, RIGHT	1
<b>LEFT SIDE</b>				
2A	D	<b>252721K</b>	<b>527 LEFT DROP ARM KIT</b>	1
2A	A	252721	527A LEFT DROP ARM WELDED	1
2A	A	701045	TRAY RECEIVING TUBE PLAIN INSERT	1
2A	A	700265	GROMMET, GREY, EPDM RUBBER	3
2A	A	700700	SQ 1" CAP, BLACK	2
2A	A, E	700701	1" RD X 18 GA GRAY CAP	SEE NOTES
2A	A	500610	PARACHUTE WASHER 3/4"-18ga.HD tube connector	2
2B	D	<b>252745LK</b>	<b>527 WELDED LEFT LOWER BRACE ASSM. KIT</b>	1
2B	A	252745L	WELDED DA LOWER BRACE W/CLIPS, LEFT	1
2B	A	202770	STRIKER PIN, 3/8 X 1" (5/16-18 THREAD)	1
2B	A	566205	NUT-5/16-18 HEX NYLON LOCK NUT ZINC	1
2B	A	566303	WASHER-1/4 SAE FLAT WASHER ZINC	2
2B	A	566404	BOLT-1/4-20 X 1 3/4 HEX CAP SREW GR 2 ZINC	2
2B	A	700700	SQ 1" CAP, GRAY	2
4	B	U0801XX	UPHOLSTERED SIDE PANEL, LEFT	1
<b>NOTE</b>			<b>SEE NEXT PAGE FOR IMPORTANT NOTES</b>	

**NOTES**

Note	Description
A	It is NOT recommended that these parts be sold seperately however in special cases they can be.
B	XX- Use color code for specific part number i.e. 02 - Royal Blue
C	These parts are also included in the LEFT side kit assembly
D	See NOTE "C" parts, listed above, for additional components to the LEFT SIDE ASSM. KITS
E	(1) installed on <b>5271</b> - (2) installed on the <b>5281</b>
F	For <b>5281</b> chair models ONLY
	<u>Left &amp; Right is determined - as if sitting in the chair</u>




**PARTS LIST**

Image Number	Note	Part Number	Description	QTY per Product
1	A, B	U1401XX	UPHOLSTERED FRONT APRON	1
1		229945	535 APRON SLAT	2
1	A, B	U1502XX	UPHOLSTERED REAR APRON	1
1		566534	SCREW-TAP 10 X 3/4 RND WASHER SQ T/S ZINC	8
2	A, B	U1001XX	UPHOLSTERED LEGREST	1
2	A, B	U1101XX	UPHOLSTERED FOOTREST	1
2A		566511	SCREW-MACH 10-24 X <u>3/4</u> " PAN PHIL M/S ZINC	8
2	A, B	U0321XX	UPHOLSTERED SEAT	1
2B		566515	SCREW-MACH 10-24 X <u>1 3/4</u> " PAN PHILLIP M/S ZINC	4

**NOTES**

Note	Description
A	XX- Use color code for specific part number i.e. 02 - Royal Blue
B	Screws needed to attach this product are included
OPTION	For TB133 Add TB after Part Number i.e. U100102 <b>TB</b>
	Use <b>00</b> in place of options code if option IS NOT applicable i.e. U100602 <b>00</b> For Upholstered Seat without TB

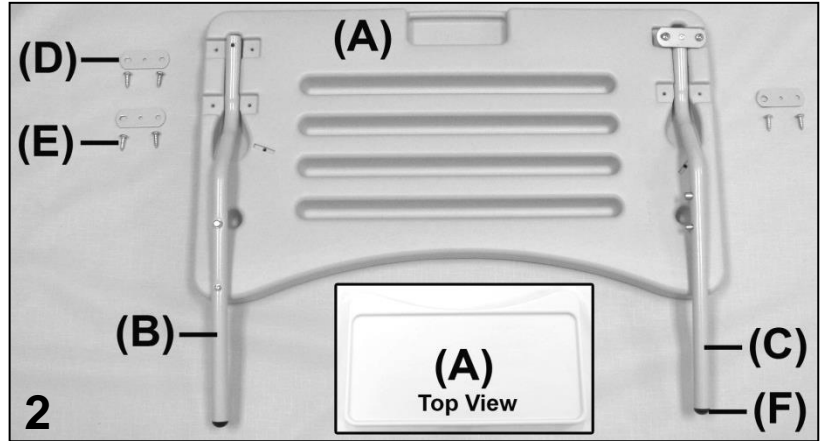



**PARTS LIST**

Image Number	Note	Part Number	Description	QTY per Product
1	A, C	U0108XX	UPHOLSTERED ARMREST - Style 1 for 527X, 528X	2
1		566514	SCREW-MACH 10-24 1 1/2 PAN PHILLIP M/S ZINC	4
2	A, C	U0202XX	UPHOLSTERED 525 BACK	1
2		556515	SCREW-MACH 10-24 X 1 3/4 PAN PHILLIP M/S ZINC	4
3	B	210140	BACK FRAME 524-525-584-585	1
3		233900	POSITION LOCK NOTCHED BAR (WELDED)	1
3A		566506	SCREW-MACH 1/4-20 X 1 1/2 RND PHIL M/S ZINC	2
3B		566515	SCREW-MACH 10-24 X 1 3/4 PAN PHILLIP M/S ZINC	4
3		566310	WASHER-1/4 NYLON F/W (.275 X .50 X .0625)	2
3		566204	NUT-1/4-20 HEX NYLON LOCKNUT ZINC	2

**NOTES**

Note	Description
A	XX- Use color code for specific part number i.e. 02 - Royal Blue
B	It is NOT recommended that these parts be sold separately however in special cases they can be.
C	Screws needed to attach this product are included
OPTION	For TB133 Add TB after Part Number i.e. U010702 <b>TB</b>



**PARTS LIST**

Image Number	Note	Part Number	Description	QTY per Product
1		270000K	TRAY ASSEMBLY CONVERSION KIT	1
1A		270000	TRAY ASSEMBLY	1
1B	A	701045	TRAY RECEIVING TUBE PLAIN INSERT	3
1C	A	701040	TRAY RECEIVING TUBE FLANGED INSERT	1
1D	A	006117	526, 528, 536, AND 586 TRAY CONVERSION INSTALLATION INSTRUCTION	1
2A		700410	TRAY BLOW MOLDED LT. GRAY	1
2B		<b>270020</b>	<b>RIGHT TRAY ARM ASSEMBLY</b>	1
	A	241600	TRAY ARM RIGHT	1
	A	401920	DUAL SNAP BUTTON (FOR TRAY ADJUSTMENT)	1
2F	A	700820	PLASTIC BALL GLIDE 3/4" BLACK	1
2C		<b>270010</b>	<b>LEFT TRAY ARM ASSEMBLY</b>	1
	A	241610	TRAY ARM LEFT	1
	A	241650C	TRAY ARM STRAP, COATED	1
	A	401925	SOLID DUAL SNAP BUTTON (FOR TRAY STORAGE)	1
	A	566100	RIVET-AD 54 BS POP RIVET	1
2F	A	700820	PLASTIC BALL GLIDE 3/4" BLACK	1
2E		566561	#12 X 3/4" PANHEAD PHILLIPS TAP SCREW, ZINC	8
2D		241650C	POWDER COATED TRAY ARM STRAP	3

**NOTES**

Note	Description
A	It is NOT recommended that these parts be sold separately however in special cases they can be. <u>Left &amp; Right is determined - as if sitting in the chair</u>

For additional options please see: **IV POLE OPTIONS PAGE**



Revision History

REV	Effective Date	CCR Number	Description of Change
01	11/27/17	DCC 17-071	Misc. minor changes.