



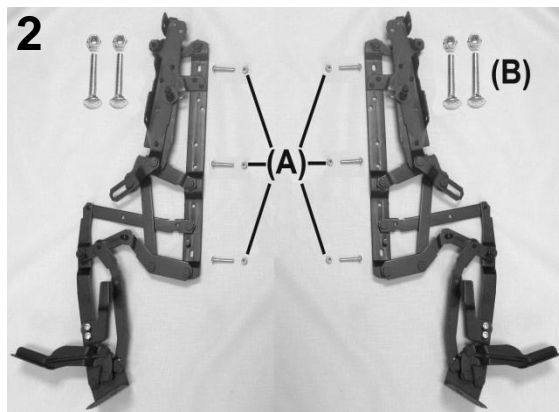


PARTS LIST				
Image Number	Note	Part Number	Description	QTY per Product
1	A	400280	CASTER, NYLON 3" WHEEL BRAKE, BLACK	4
1	B	400290	CASTER, W/STEP STEM, NYLON 3" WHEEL BRAKE, BLACK	4
1		566400	BOLT-CARRIAGE ZINC 1/4-20 X 1 1/4	4
1		566204	NUT-1/4-20 HEX NYLON LOCKNUT ZINC	4
2	C	400270	CASTER, NYLON 3" TWIN WHEEL- LOCK, BLACK	4
2	C	702270	SOCKET, CASTER INSERT 1" SQ 1, GRIP RING STEM	4
3	D	700500	PEDESTAL FOOT, PLASTIC	4
3	D	702260	STEM SOCKET, GRIP NECK, SQ, .437 X 1.0 nylon, Black.	4
NOTES				
Note	Description			
A	Replacements ONLY for chairs up to serial # 671100120			
B	For 6710 chair models made ON or AFTER serial # 671100121			
C	For 6715 chair models. Both parts (IMAGE 2) MUST be ordered to switch from 671 0 to 671 5			
D	For 6714 chair models. Both parts (IMAGE 3) MUST be ordered to switch from 671 0 to 671 4			
	<i>Left & Right is determined - as if sitting in the chair</i>			



PARTS LIST				
Image Number	Note	Part Number	Description	QTY per Product
1	A	N/A	671 MAIN FRAME	1
1A		216738	SEAT SUPPORT ANGLE BRKT, GRAY	2
1A		566410	BOLT - 5/16 X 3/4 HEX HEAD	4
1A		700890	CAP, FLAT RECTANGULAR , GRAY, .25" X 1"	2
2		226730	WELDED REAR FRAME BRACE (671 style)	1
2		566504	SCREW-MACH 1/4-20 X 3/4 RND PHILLIP M/S ZINC	4
NOTES				
Note	Description			
A	Please contact Winco Customer Service/Tech Support (800-237-3377) for assistance with MAIN FRAME			
	<u>Left & Right is determined - as if sitting in the chair</u>			

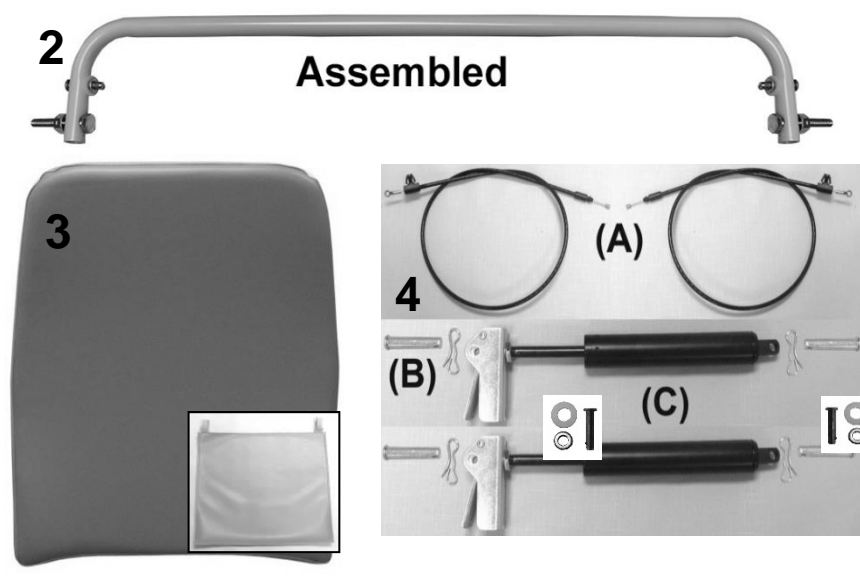


PARTS LIST


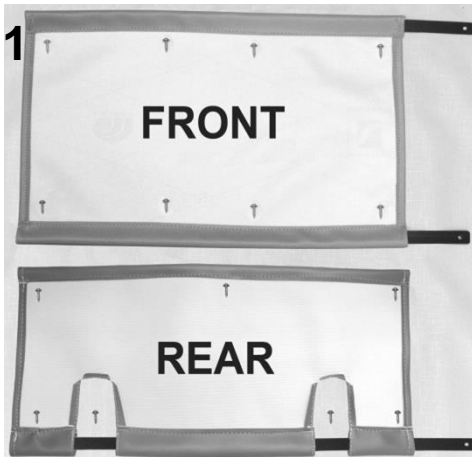
Image Number	Note	Part Number	Description	QTY per Product
1		243211K	529/654/657/695 STYLE SEAT FRAME KIT	1
1	B	243211	529/654/657 SEAT FRAME WELDED	1
1	B	566515	SCREW-MACH 10-24 X 1 3/4 PAN PHILLIP M/S ZINC	4
1	B	700700	SQ 1" CAP, GRAY	2
2		200800K	653 MECHANISM KIT	1
2	B	400811	MECHANISM, RECLINER, LEFT 525/529/653	1
2	B	400821	MECHANISM, RECLINER, RIGHT 525/529/653	1
2	B	402671	MID OTTOMAN BRKT LEFT	1
2	B	402681	MID OTTOMAN BRKT RIGHT	1
2A	B	566506	SCREW-MACH 1/4-20 X 1 1/2 RND PHIL M/S ZINC	6
2B, 3	B	566401	BOLT-CARRIAGE 1/4-20 X 1 1/2 ZINC	4
2	B	566504	SCREW-MACH 1/4-20 X 3/4 RND PHILLIP M/S ZINC	4
2A, 2B, 3	B	566204	NUT-1/4-20 HEX NYLON LOCKNUT ZINC	14
3	A	243265K	654 SEAT FRAME W/MECH KIT	1
4		704300	SAFETY SHIELD, BLACK (L&R PAIR)	1 PAIR
4		566536	SCREW-TAP 10 X 1 3/4 RND STD WASHER SQ T/S ZINC	2

NOTES

Note	Description
A	All parts listed in the previous 2 kits are included in this kit
B	It is NOT recommended that these parts be sold seperately however in special cases they can be.
	<i>Left & Right is determined - as if sitting in the chair</i>



PARTS LIST				
Image Number	Note	Part Number	Description	QTY per Product
1		226720W	BACK FRAME W/WEBBING (671 STYLE)	1
1, 4B	A	200025K	CLEVIS/COTTER PIN ASSM. KIT	2
2		226740K	671 RELEASE HANDLE ASSM KIT	1
2	B,G	226740	RELEASE HANDLE (671 style)	1
2	B,G	506020	3/16 X 0.563 Slic Pin ZP	2
2	B,G	566321	WASHER-SBUP 3/16 STEEL BACK WASHER	2
2	B,G	566310	WASHER-1/4 NYLON F/W (.275 X .50 X .0625)	4
2	B,G	566606	1/4-20 X 1 1/2 HEX CAP SCREW, ZINC, FULLY THREADED	2
2	B,G	566206	NUT-1/4-20 HEX 2-WAY LOCK NUT ZINC	2
3	C,F	U0217XX	671 UPHOLSTERED BACK	1
3	C,E	HX01XX	XL HEADREST COVER (671)	1
4A		203500K	CONTROL CABLE REPLACEMENT KIT	2
4A	G	403500	CONTROL CABLE 34"	2
4A	G	506020	3/16 x 0.563 Slic Pin ZP	2
4A	G	566321	WASHER-SBUP 3/16 STEEL BACK WASHER	2
4A	G	566310	WASHER-1/4 NYLON F/W (.275 X .50 X .0625)	2
4B		200025K	CLEVIS/COTTER PIN ASSM. KIT	4
4C	D	205215K	CLINICAL CHAIR GAS CYL. W/OPERATOR ASSM'D & ADJUSTED XL	2
NOTES				
Note	Description			
A	Parts are included with 226720W			
B	It is NOT recommended that these parts be sold separately however in special cases they can be.			
C	XX- Use color code for specific part number i.e. 02 - Royal Blue			
D	When ordering it is recommended that part # 200025K be ordered as well.			
E	HEADREST COVER is a separate item & is NOT included with the uph. back when ordering			
F	For chairs with Heat and Massage or Heat ONLY option see " Heat & Massage Identifiers " below			
G	Chairs purchased after 1-1-2017 may purchase part's separately. Chairs purchased BEFORE 1-1-2017 must order kit to replace obsolete hardware.			
OPTIONS	For TB133 Add TB after Part Number i.e. U021702 TB			
	Use 00 if option is not needed i.e. U021702 00 HM for upholstered back without TB & with HM/HT			
Heat & Massage Identifiers				
M5	For chairs w/ heat/massage made 04-01-14 to present add identifier after TB option i.e. U0215XX TBXX			
M4	For chairs w/ heat/massage made 05-18-12 to 03-31-14 add identifier after TB option i.e. U0215XX TBXX			
M3	For chairs w/ heat/massage made 06-22-10 to 05-17-12 add identifier after TB option i.e. U0215XX TBXX			
Heat ONLY Identifiers				
H5	For chairs w/ heat only made 04-01-14 to present add identifier after TB option i.e. U0215XX TBXX			
H4	For chairs w/ heat only made 05-18-12 to 03-31-14 add identifier after TB option i.e. U021507XX TBXX			
H3	For chairs w/ heat only made 06-22-10 to 05-17-12 add identifier after TB option i.e. U0215XX TBXX			




PARTS LIST

Image Number	Note	Part Number	Description	QTY per Product
1	A	U1402XX	FRONT APRON	1
1	A	U1504XX	REAR APRON	1
1		229930	APRON SLAT (654-529 style)	2
1		566534	SCREW-TAP 10 X 3/4 RND WASHER SQ T/S ZINC	13
2	A	U1012XX	UPHOLSTERED LEGREST	1
2		241805K	PAINTED, XL MID-OTTOMAN	1
2	A	U1106XX	UPHOLSTERED FOOTREST	1
2		566511	SCREW-MACH 10-24 X 3/4" PAN PHIL M/S ZINC	12
2	A,B	U0309XX	UPHOLSTERED SEAT	1
2		566515	SCREW-MACH 10-24 X 1 3/4" PAN PHILLIP M/S ZINC	4

NOTES

Note	Description
A	XX- Use color code for specific part number i.e. 02 - Royal Blue Screws needed to attach this product are included
B	For chairs with Heat and Massage or Heat ONLY option see " Heat & Massage Identifiers " below
OPTIONS	For TB133 Add TB after Part Number i.e. U0307XX TB
	Use 00 if option is not needed i.e. U0307XX 00 HT For Upholstered Seat without TB w/ HT
Heat & Massage or Heat ONLY Identifiers	
H5	For chairs made 04-01-14 to present add identifier after TB option i.e. U0307XX TBXX
H4	For chairs made 05-18-12 to 03-31-14 add identifier after TB option i.e. U0307XX TBXX
H3	For chairs made 06-22-10 to 05-17-12 add identifier after TB option i.e. U0307XX TBXX
	<u>Left & Right is determined - as if sitting in the chair</u>





PARTS LIST

Image Number	Note	Part Number	Description	QTY per Product
	C		VERSION 1	
1	A,C	208030LK	URETHANE ARM REPLACEMENT KIT (5400 STYLE) - LEFT	1
1	A,C	208030RK	URETHANE ARM REPLACEMENT KIT (5400 STYLE) - RIGHT	1
1	B	500115	SCREW, DOUBLE END, 1/4-20	6
1	B	566204	NUT-1/4-20 HEX NYLON LOCKNUT ZINC	6
	D		VERSION 2	
1	A,D	208035LK	URETHANE ARM REPLACEMENT KIT (5400 STYLE) - LEFT	1
1	A,D	208035RK	URETHANE ARM REPLACEMENT KIT (5400 STYLE) - RIGHT	1
1	B	500115	SCREW, DOUBLE END, 1/4-20	6
1	B	566204	NUT-1/4-20 HEX NYLON LOCKNUT ZINC	6
2A	E	U0607XX	540-557-670 VINYL SIDE PANEL, LEFT	1
2B	E	U0707XX	540-557-670 VINYL SIDE PANEL, RIGHT	1

NOTES

Note	Description
A	Hardware needed to attach this product is included
B	Parts are included in the above listed kits
C	671 Chair Models made BEFORE July 16, 2012
D	671 Chair Models made ON or AFTER July 16, 2012
E	XX- Use color code for specific part number i.e. 02 - Royal Blue
	<i>Left & Right is determined - as if sitting in the chair</i>



PARTS LIST

Image Number	Note	Part Number	Description	QTY per Product
1 & 2	A	261640K	SIDETABLE/COVER REPLACEMENT KIT BOLT-ON BRKT STYLE	2
1	B	202685	SIDE TABLE MOUNTING BRKT - GRAY - GRAY	2
1	B	566416	BOLT - 5/16 X 3/4 HEX CAP SCREW, GR.5, ZINC, W/BBLUE NYLON P	4
1	B	566304	WASHER-5/16 SAE FLAT WASHER ZINC	4
2	B	700440	SIDE TABLE, BLOW MOLDED	2
2	B	700426	COVER, INJECTION MOLDED (FOR SIDE TABLE)	2
2	B	203155	SIDE TABLE HINGE BRKT (PR), GRAY	2
2	B	566561	#12 X 3/4" PANHEAD PHILLIPS TAP SCREW, ZINC	8
2	B	243270	5/16 SS ROD FOR SIDE TABLE	2
2	B	243273	THREADED ROD FOR SIDE TABLE KIT	2
2	B	566205	NUT-5/16-18 HEX NYLON LOCK NUT ZINC	4

NOTES

Note	Description
A	Kit includes ALL items listed below
B	It is NOT recommended that these parts be sold seperately however in special cases they can be.

For additional options please see:

[**PIVOT TABLE OPTIONS PAGE**](#)

[**HM HT OPTIONS PAGE**](#)

[**IV POLE OPTIONS PAGE**](#)

[**OXYGEN TANK HOLDER OPTIONS PAGE**](#)



Title:	6710-6714 XL Premier Care Cliner Parts List	Page 8 of 8
	PL-6710-6714	Effective Date: 11/27/17
		Rev. 01

Revision History

REV	Effective Date	CCR Number	Description of Change
01	11/27/17	DCC 17-071	Misc. minor changes.