

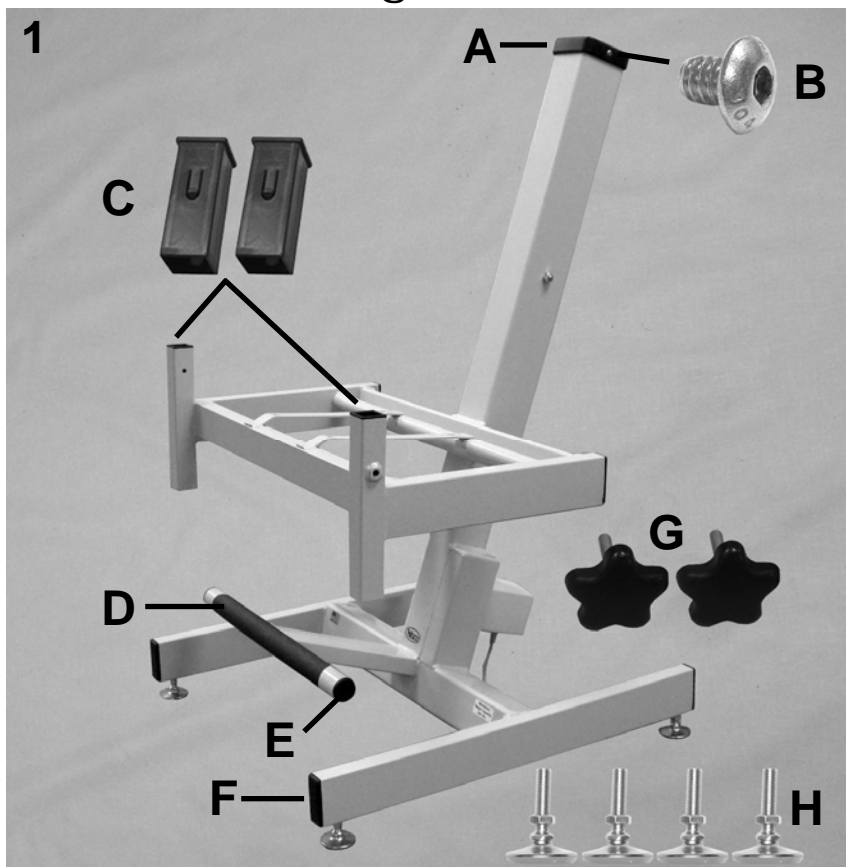


2588 Designer Blood Drawing Chair Parts List




PARTS LIST

Image Number	Note	Part Number	Description	QTY per Product
1	A,D	226505K	BASE WELDMENT, H-FRAME (587-588 B STYLE) KIT	1
1A		267515	3 IN CAP, MILLED SQ BLACK (587-588 B STYLE)	1
1B		566558	10 - 24 x 1/4" SOCKET BUTTON-HEAD SS	2
1C		701035	SQUARE INSERT W/BUTTON	2
1D		271530	NON-SKID TAPE (2 x 13.5)	1
1E		701800	ROUND RECESSED BUMPER; NYL. BLACK	2
1F		701008	1x2.5x18 RECT INSERT CAP, BLACK	6
1G	C	501215	STAR KNOB, BLK 5/16-18 X 1 1/2" STL STUD	2
1H		500360	ADJ. SWIVEL GLIDE, 3/8-16 X 1 -1/2", 1.68 OD	4
1H		566220	JAM NUT 3/8-16, ZINC PLATED	4
1G	B	501210	STAR KNOB, BLK 1/4-20 X 1 1/2" STL STUD	2
2		490110	CB9 CONTROL BOX	1
2		490115	CB9 POWER CORD	1
2A		566510	SCREW-MACH 10-24 X 1/2 PAN PHIL MACHINE SCREW	2
2B		566203	NUT-10-24 HEX NYLON LOCK NUT ZINC	2
3A		490120	FS2 FOOT SWITCH	1
3B		265871	BASE COVER, SINTRA (587-588)	1

NOTES


Note	Description
A	Everything in IMAGE 1 is included in Kit. All parts listed below kit are available as individual items.
B	ONLY for chair models with 588 in the serial # (EXAMPLE: 578555555) Available as individual item ONLY
C	ONLY for chair models with 588A or 588B in the serial # (EXAMPLE: 578A555555)
D	For chair models with 588, 588A or 588B in the serial # (EXAMPLE: 578A555555)

2588 Designer Blood Drawing Chair Parts List




PARTS LIST				
Image Number	Note	Part Number	Description	QTY per Product
1	A	226440K	SEAT/BACK FRAME ASSM KIT (578-588 STYLE)	1
1	C	226440	WELDED SEAT & BACK FRAME (578)	1
1A	C	700700	SQ 1" CAP, GRAY	4
1B	C	566401	BOLT-CARRIAGE 1/4-20 X 1 1/2 ZINC	4
1C	C	566204	NUT-1/4-20 HEX NYLON LOCKNUT ZINC	4
2	A,B	U0250XX	572/573 UPHOLSTERED BACK	1
2		566536	SCREW-TAP 10 X 1 3/4 RND STD WASHER SQ T/S ZINC	4
3	A,B	U0350XX	572/573 UPHOLSTERED SEAT	1
3		566515	SCREW-MACH 10-24 X 1 3/4 PAN PHILLIP M/S ZINC	4
NOTES				
Note	Description			
A	For chair models with 588, 588A or 588B in the serial # (EXAMPLE: 588 A 555555)			
B	XX- Use color code for specific part number i.e. 02 - Royal Blue			
C	It is NOT recommended that these parts be sold separately however in special cases they can be.			
OPTIONS	For TB133 Add TB after Part Number i.e. U020702 TB			

2588 Designer Blood Drawing Chair Parts List



PARTS LIST				
Image Number	Note	Part Number	Description	QTY per Product
1	A,C	226290	HINGED L-ARM COLUMN ASSM KIT (578-588 STYLE WO/ST BRACKETS)	1
1B	B	700700	SQ 1" CAP, GRAY	3
1A	B	226230	WELDED HINGED ARM SUPPORT, OFFSET (NO ST BRKTS)	1
1A	B	402757	STOP-BRACKET, L-SHAPED ARM (570 style)	1
1A	B	226218	HINGE - BLOOD CHAIR ARM	1
1A	B	243270	5/16" SS ROD FOR SIDE TABLE	1
1A	B	500750	5/16" PUSHNUT FASTENER NICKEL	2
1D	B	566557	1/4-20 X 3/8" PAN HEAD PHILLIPS MACHINE SCREW	2
1C	A	708010	L-ARM, URETHANE, BLOOD CHAIR	1
2	A,D	226260K	SM URETH ARM COLUMN KIT (578-588 STYLE)	1
2A	B	226260	WELDED OFFSET ARM COLUMN, SM URETH ARM LEFT	1
2B	B	701010	1X2X18 RECT INSERT CAP/GLIDE LT.GRAY	2
2C	B	700700	SQ 1" CAP, GRAY	1
2D	B	566505	SCREW-MACH 1/4-20 X 1 1/4 RND PHILLIP M/S ZINC	2
2E	A	708020	ARMREST URETHANE, BLOOD CHAIR	1
NOTES				
Note	Description			
A	For chair models with 588 , 588A or 588B in the serial # (EXAMPLE: 588A555555)			
B	It is NOT recommended that these parts be sold seperately however in special cases they can be.			
C	Available for RIGHT-side ONLY			
D	Available for LEFT-side ONLY			
	<i>Left & Right is determined - as if sitting in the chair</i>			

2588 Designer Blood Drawing Chair Parts List




PARTS LIST

Image Number	Note	Part Number	Description	QTY per Product
1	A,C,E	226280	HINGED L-ARM COLUMN ASSM KIT (578-588 STYLE W/ST BRACKETS)	1
1B	B	700700	SQ 1" CAP, GRAY	2
1A	B	226235	WELDED HINGED ARM SUPPORT,OFFSET (W/ST BRKTS)	1
1A	B	402757	STOP-BRACKET, L-SHAPED ARM (570 style)	1
1A	B	226218	HINGE - BLOOD CHAIR ARM	1
1A	B	243270	5/16" SS ROD FOR SIDE TABLE	2
1A	B	500750	5/16" PUSHNUT FASTENER NICKEL	4
1D	B	566557	1/4-20 X 3/8" PAN HEAD PHILLIPS MACHINE SCREW	2
1C	A	708010	L-ARM, URETHANE, BLOOD CHAIR	1
2	A	U2101XX	UPHOLSTERED PIVOT ARM w/WOODSET	1
2A	B	566536	SCREW-TAP 10 X 1 3/4 RND STD WASHER SQ T/S ZINC	4
3	A,C	226240K	PIVOT ARM COLUMN KIT (578-588 STYLE), RIGHT (NO ST BRKTS)	1
3	B	226240	WELDED PIVOT ARM SUPPORT, OFFSET (NO ST BRKTS)	1
3A	B	700700	SQ 1" CAP, GRAY	1
3B	B	701010	1X2X18 RECT INSERT CAP/GLIDE LT.GRAY	2
3	A,D	226225K	PIVOT ARM COLUMN KIT (578-588 STYLE), LEFT (NO ST BRKTS)	1
3	B	226225	WELDED PIVOT-ARM SUPPORT W/SLOT - OFFSET (LEFT)	1
3A	B	700700	SQ 1" CAP, GRAY	1
3B	B	701010	1X2X18 RECT INSERT CAP/GLIDE LT.GRAY	2
4	A,C,E	226245K	PIVOT ARM COLUMN KIT (578-588 STYLE), RIGHT (W/ ST BRKTS)	1
4	B	226245	WELDED PIVOT-ARM SUPPORT OFFSET (W/ ST BRKTS)	1
4A	B	700700	SQ 1" CAP, GRAY	1
4B	B	701010	1X2X18 RECT INSERT CAP/GLIDE LT.GRAY	2
4	B	243270	5/16" SS ROD FOR SIDE TABLE	1
4	B	500750	5/16" PUSHNUT FASTENER NICKEL	2

NOTES

Note	Description
A	For chair models with 588 , 588A or 588B in the serial # (EXAMPLE: 588A555555)
B	It is NOT recommended that these parts be sold seperately however in special cases they can be.
C	Available for RIGHT-side ONLY
D	Available for LEFT-side ONLY
E	If adding this part to a chair, customer will also have to order the side table kit on pg. 6.
	<u>Left & Right is determined - as if sitting in the chair</u>

2588 Designer Blood Drawing Chair Parts List



PARTS LIST				
Image Number	Note	Part Number	Description	QTY per Product
1		261650	WELDED BRKT. SIDE TABLE/COVER INSTALL KIT	1
2		700425	SIDE TABLE , BLOW MOLDED (USED W/COVER)	1
2		700426	COVER , INJECTION MOLDED (FOR SIDE TABLE)	1
3		243273	THREADED ROD FOR SIDE TABLE KIT	1
3		566205	NUT-5/16-18 HEX NYLON LOCK NUT ZINC	2
NOTES				
Note	Description			