






# HM & HT OPTION Parts List Catalog



PARTS LIST				
Image Number	Note	Part Number	Description	QTY per Product
N/A		566550	SCREW - BUTTON HEAD SOCKET 10-24 X 1"	2
VERSION 1 (ROCKER STYLE)				
1	A	490005	SWITCH, ILLUMINATED FOR HEAT & MASSAGE	1
2	A	490055	SWITCH, ILLIMINATED FOR HEAT ONLY	1
VERSION 2 (MEMBRANE STYLE)				
3	A	202722K	<b>MEMBRANE SWITCH ASSM KIT FOR HM</b>	1
3	B	490062	MEMBRANE SWITCH FOR HEAT & MASSAGE	1
N/A	B	402700	MEMBRANE SWITCH BACKUP PLATE	1
4	A	202745K	<b>MEMBRANE SWITCH ASSM KIT FOR HT</b>	1
4	B	490072	MEMBRANE SWITCH FOR HEAT	1
N/A	B	402700	MEMBRANE SWITCH BACKUP PLATE	1
VERSION 1 (ROCKER STYLE)				
5A	A	202705	SWITCH PLATE, HEAT & MASSAGE	1
5B	A	202710	SWITCH PLATE, HEAT ONLY	1
VERSION 2 (MEMBRANE STYLE)				
5C	A	202722	SWITCH PLATE, HEAT & MASSAGE, LASER ETCHED	1
5D	A	202745	SWITCH PLATE, HEAT ONLY, LASER ETCHED	1
NOTES				
Note	Description			
A	Customers will have to CALL customer service to verify correct "VERSION"			
B	CAN NOT BE SOLD SEPERATELY			


# HM & HT OPTION Parts List Catalog



PARTS LIST				
Image Number	Note	Part Number	Description	QTY per Product
1A		490030	POWER PACK CORD	1
1C	D	490020	POWER PACK	1
1D	D	490012	POWER ADAPTER EXTENSION HARNESS	1
3A		566001	TIE-CABLE , 14.5 BLACK	8
3B		501820	LOOP CLAMP, RUBBER CUSHIONED	1
3C		700130	SELF-CLOSING CLIP, GRAY W/ADHESIVE BACK	2
1B		202695K	<b>POWER SUPPLY BRACKET ASSM KIT</b>	1
1B	B	402695	POWER SUPPLY MOUNT BRKT.	1
1B	B	566560	10-24 X 2.75" RD PHIL M/S ZINC.	2
1B	B	566300	WASHER-10 INTERNAL TOOTH WASHER ZINC	2
1B	B	566212	10-24 WING NUT, ZINC	2
1B	B	705600	DOUBLE SIDED TAPE	N/A
<b>VERSION 1 (ROCKER STYLE)</b>				
1E	A,E	209003	HEAT & MESSAGE CONTROLLER REPLACEMENT KIT	1
1E	A,E	209053	HEAT ONLY CONTROLLER REPLACEMENT KIT	1
2A	A, B, C	490004	SWITCH HARNESS, HEAT & MASSAGE	1
2A	A, B, C	490054	SWITCH HARNESS, HEAT ONLY	1
<b>VERSION 2 (MEMBRANE STYLE)</b>				
1F	A,E	209061	HEAT & MESSAGE CONTROLLER REPLACEMENT KIT (MEMBRANE SWITCH STYLE)	1
1F	A,E	209071	HEAT ONLY CONTROLLER REPLACEMENT KIT (MEMBRANE SWITCH STYLE)	1
2B	A, B, C	490063	SWITCH HARNESS WIRE, (HM), SWH-WINCO-2	1
2B	A, B, C	490073	SWITCH HARNESS WIRE, (HT), SWH-WINCO-1	1
<b>NOTES</b>				
Note	Description			
A	Customers will have to call customer service <b>WITH SERIAL #</b> to verify correct " <b>VERSION</b> "			
B	It is NOT recommended that these parts be sold seperately however in special cases they can be.			
C	These are ONLY installed on the RIGHT side of chair			
D	<b>1E</b> Must be ordered with <b>1C</b> if chair model was made PRIOR to January 2006			
E	Kit includes everything needed to install controller to chair			
	<i>Left &amp; Right is determined - as if sitting in the chair</i>			

# HM & HT OPTION Parts List Catalog

ADDITIONAL PARTS FOR "A" CHAIR MODELS: 653A-654A-655A-657A



## PARTS LIST

Image Number	Note	Part Number	Description	QTY per Product
1A	A	700920	STRAIN RELIEF BUSHING	1
1B	A	261328	SWITCH BOX W/LID, DRILLED	1
N/A	A	566203	NUT-10-24 HEX NYLON LOCK NUT ZINC	2

## NOTES

Note	Description
A	It is NOT recommended that these parts be sold separately however in special cases they can be.